

MODEL NO : OBO-14240SB

Features : External drive.

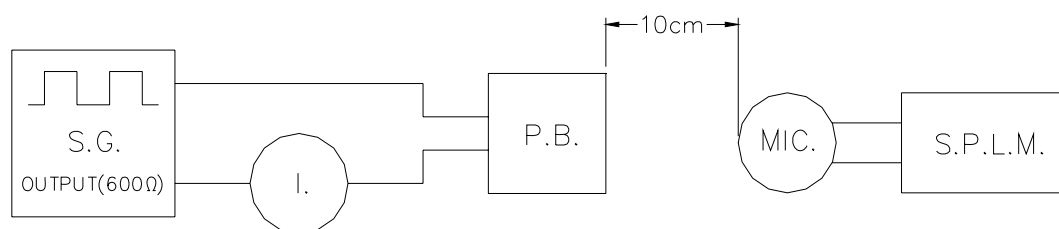
Conformity RoHS Directive(2002/95/EC) Requests.

1. General Specifications:

	Items	Spec.
1.1	Sound Pressure Level	80dB Min. at 4.0KHz/9.0Vp-p, Square wave/10cm 70dB Min. at 1Vms/4.0KHz, sine wave/10cm
1.2	Capacitance	15,000pF \pm 30% at 100Hz
1.3	Current Consumption	3mA Max. at 4000Hz/9.0Vp-p
1.4	Allowable Input Voltage	25Vp-p Max.
1.5	Case Material	LCP(Black)
1.6	Lead Pin Material	Plated Brass(Au)
1.7	Operating Temp. Range	-30°C to +85°C
1.8	Storage Temp. Range	-40°C to +85°C
1.9	Weight	1.2 gms

2. Test Method :

2.1 Standard Test Diagram



S.G. : GAG-808G Audio Ggenerator or Equivalent

S.P.L.M. : Sound Pressure Level Meter IEC651 TYPE2

I. : GDM-8145 Multimeter or Equivalent

P.B. : Piezoelectric Buzzer

Note: please pay attention never to be applied DC voltage to piezo sounder.

2.2 Measuring condition

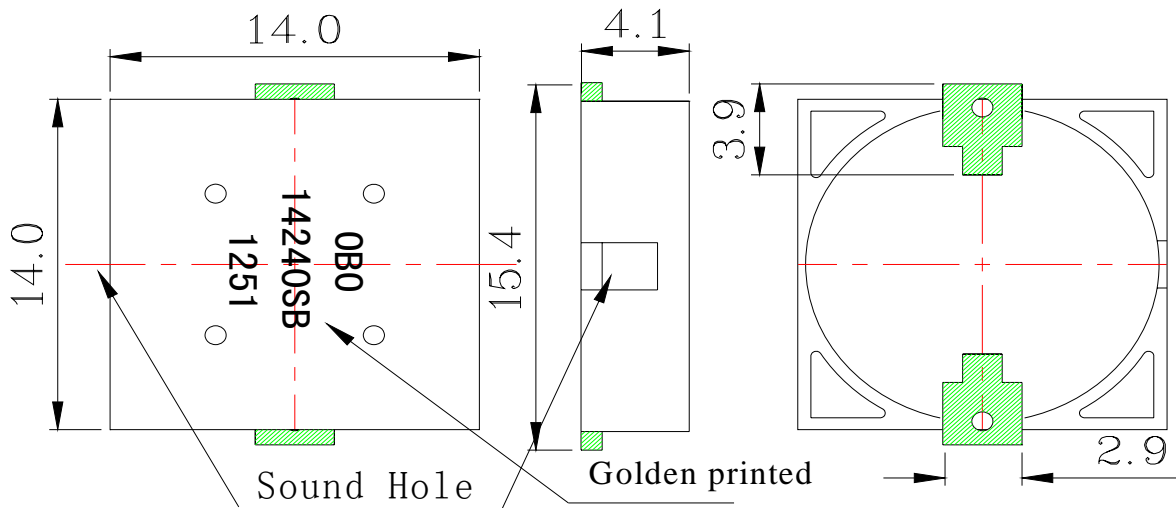
Part shall be measured under a condition

(Temperature: +5°C to +35°C, Humidity: 45% to 85% R.H.)

unless the standard condition (Temperature: +25 \pm 3°C,Humidity: 60 \pm 10% R.H.) is regulated to measure.

3. Mechanical Layout and Dimensions:

3.1 Dimensions

Tolerance: $\pm 0.3\text{mm}$ Unit: mm**Note :**

Meaning of Stamp Mark

1251 : Production Lot No.

12 : Year 2012 (last 1 figures of the year)

51 : week (01~55)

14240SB : Model No

3.2. Environment-related substances to be controlled.

◎ Piezoelectric Ceramic Disc.

RoHs Annex:

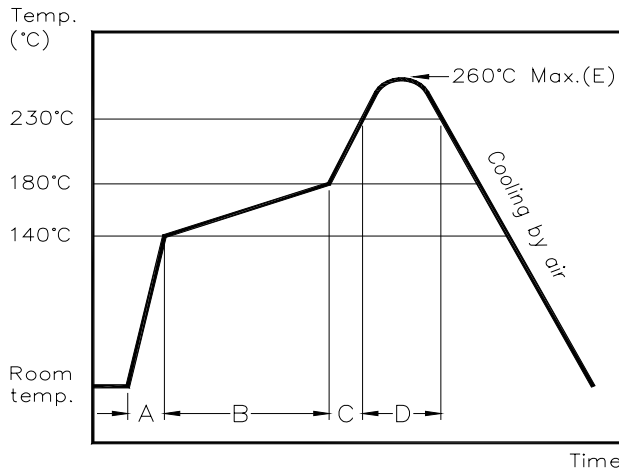
Application of lead, mercury, cadmium and hexavalent chromium,
which are exempted from the requirement of article 4(1).

* Lead in electronic ceramic parts.(e.g. piezoelectronic devices).

4. Soldering Condition :

4.1 Reflow Soldering

Recommendable reflow Soldering condition is follow.



NO.	Items	Condition	Unit
A	Temp. rise gradient	1 ~ 4	°C/sec
B	Heating time	50~150	sec
	Heating temperature	140~180	°C
C	Temp. rise gradient	1 ~ 4	°C/sec
D	Time over 230°C	48 Max.	sec
E	Peak temperature	260°C Max.	°C
	Peak-temp. hold time	Momentary	sec
Soldering		2	times

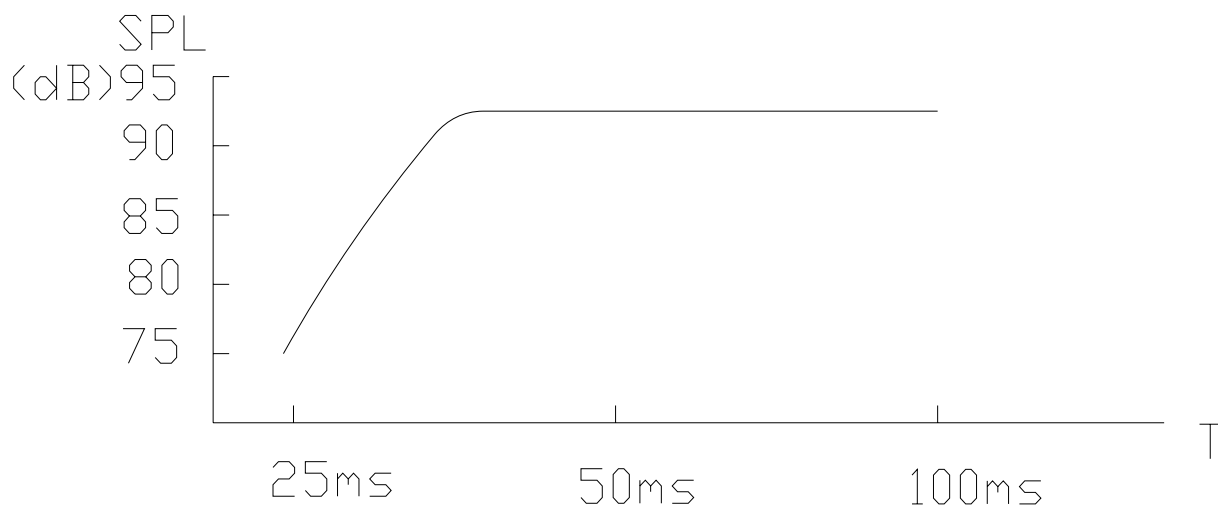
Note: It's requested that second reflows soldering should be executed after heat of product goes down to normal temperature

4.2 Hand Soldering

Soldering iron temperature 350°C less than 5 second.

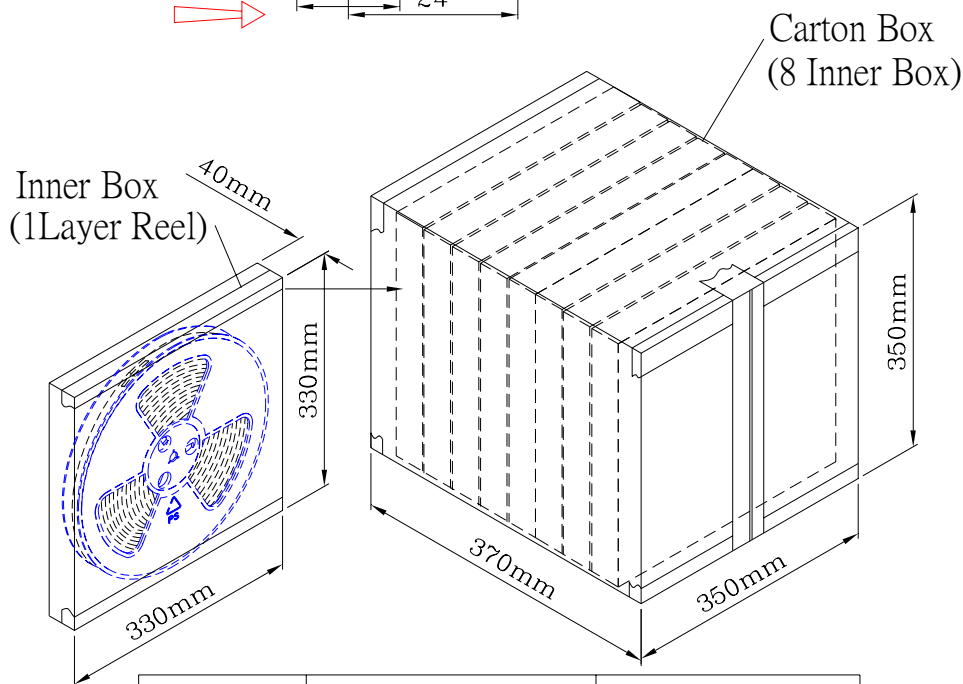
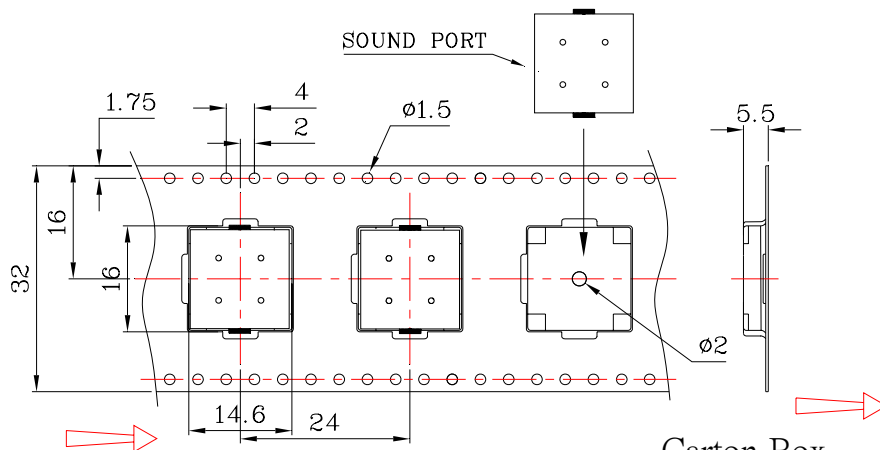
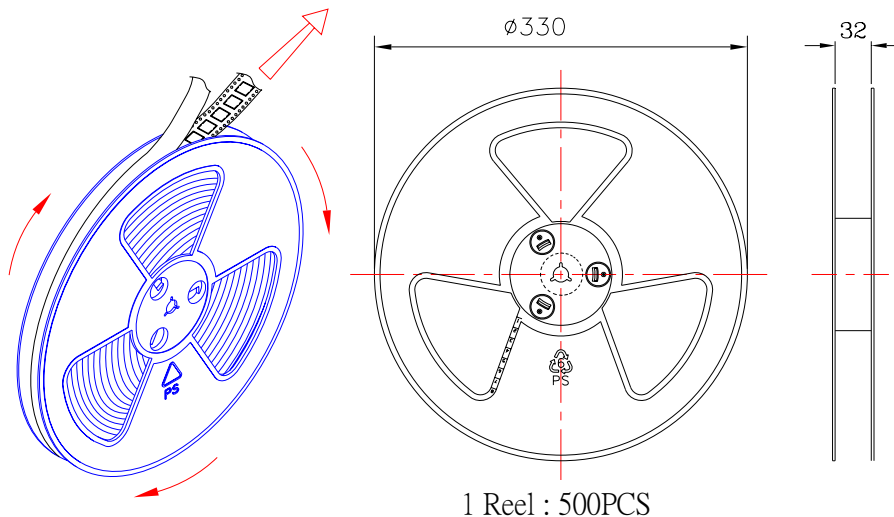
4.3 Note: T: timing of response

Output sound pressure with timing response related diagram is as below:



★ Recommend timing response should be over 50ms.

5. Packing Information :



Inner Box	330mmx330mmx40mm	1x500PCS=500PCS
Carton Box	350mmx350mmx370mm	8x500PCS=4000PCS