



# SPECIFICATIONS

MODEL NO.  
OBO-13240SA

PART NAME  
Piezoelectric Buzzer

SHEET  
1 OF 6

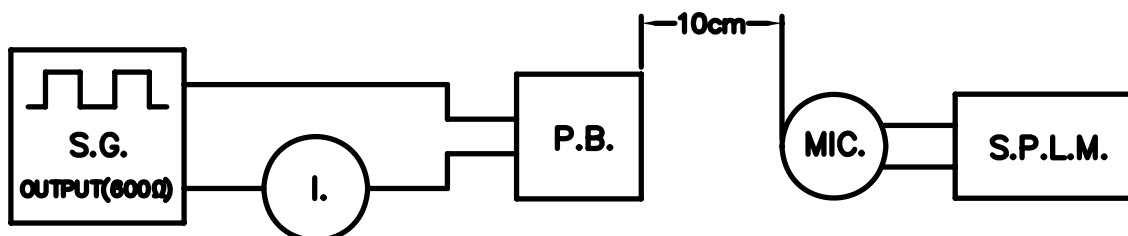
## ALTERNATION HISTORY

Marking	Date	ECN NO.	REV.	Description	Page	PREPARE BY	APPROVE BY
--	MAY.25'09	---	A	New document	6	王志偉	王志偉
*1	MAY,3,11	DG1105002	B	Change Storage Temp. And Operating Temp.	6	李小蓮	王志偉

REV.	DATE	PREPARED BY	CHECKED BY	APPROVED BY
B	MAY.03,11	李小蓮	王志偉	謝明福

**MODEL NO : OBO-13240SA****Features : External drive****Conformity RoHS Directive ( 2002/95/EC ) Requests.****1. General Specifications :**

Items	Specification
Sound Pressure Level	75dB Min. at 4.0KHz/5.0Vp-p Square Wave/10cm.
Capacitance	16,000pF $\pm$ 30% at 1.0KHz
Current Consumption	3mA Max. at 4.0KHz/5.0Vp-p Square Wave
Allowable Input Voltage	25Vp-p Max.
Case Material	LCP(Black)
Lead Pin Material	Plated Brass(Au)
Operating Temp. Range	-20°C to +120°C *1
Storage Temp. Range	-30°C to +120°C *1
Weight	0.5 gms

**2. Test Method :****2.1 Standard Test Diagram**

**S.G. :** GAG-808G Audio Generator or Equivalent

**S.P.L.M. :** Sound Pressure Level Meter IEC651 TYPE2

**I. :** GDM-8145 Multimeter or Equivalent

**P.B. :** Piezoelectric Buzzer

**Note: please pay attention never to be applied DC voltage to piezo sounder**

## 2.2 Standard Test Condition

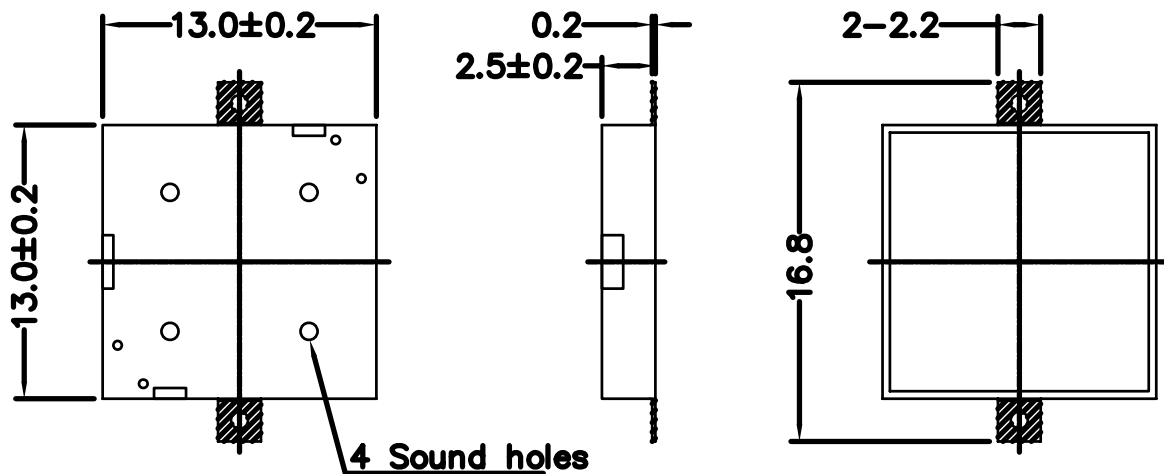
Part shall be measured under a condition

(Temperature : +5 to +35°C, Humidity : 45% to 85%R.H.)

unless the standard condition.(Temperature : +25±2°C,  
Humidity : 60%% to 70%%R.H.) is regulated to measure.

## 3. Dimensions :

Unit : mm    Tolerance : ±0.3



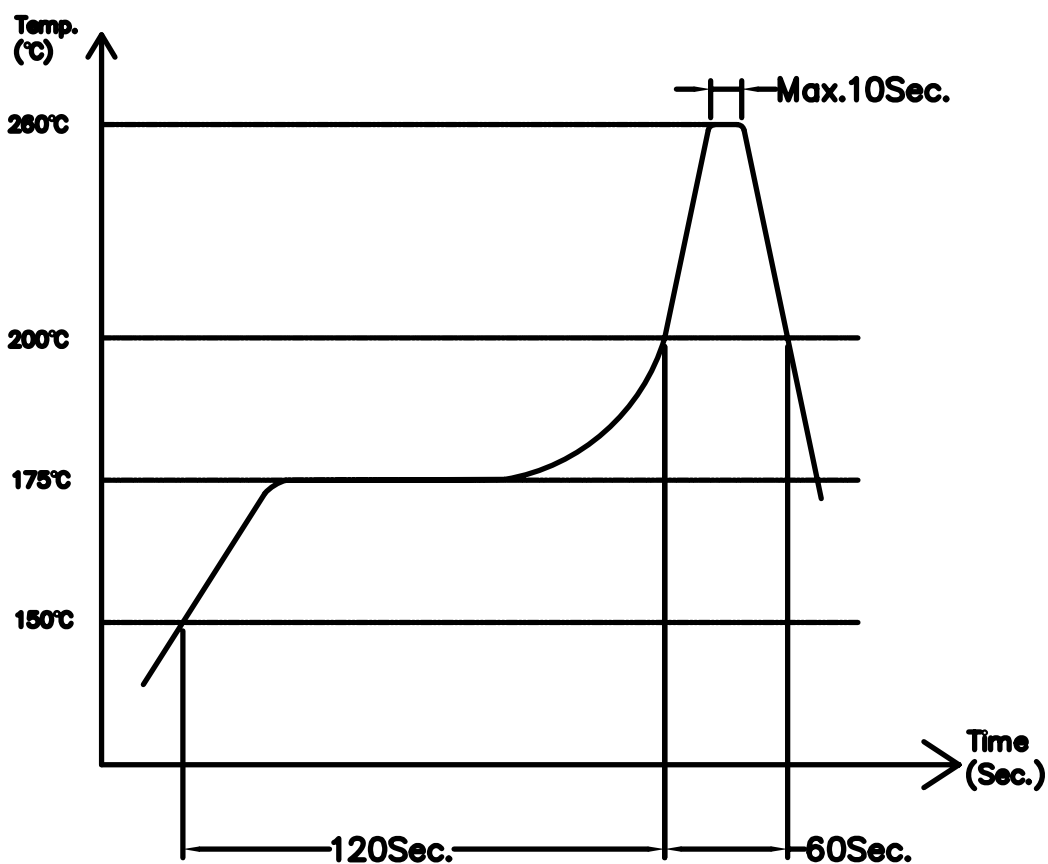
#### 4. Soldering Condition :

##### 4.1 Reflow Soldering

Recommendable reflow soldering condition is as follows.  
(Reflow soldering is twice)

**Note :**

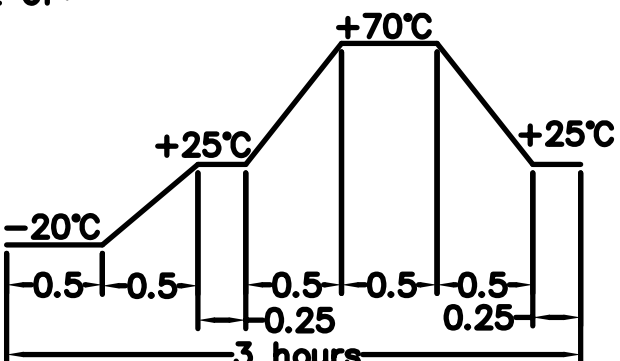
It is requested that reflow soldering should be executed after heat of product goes down to normal.



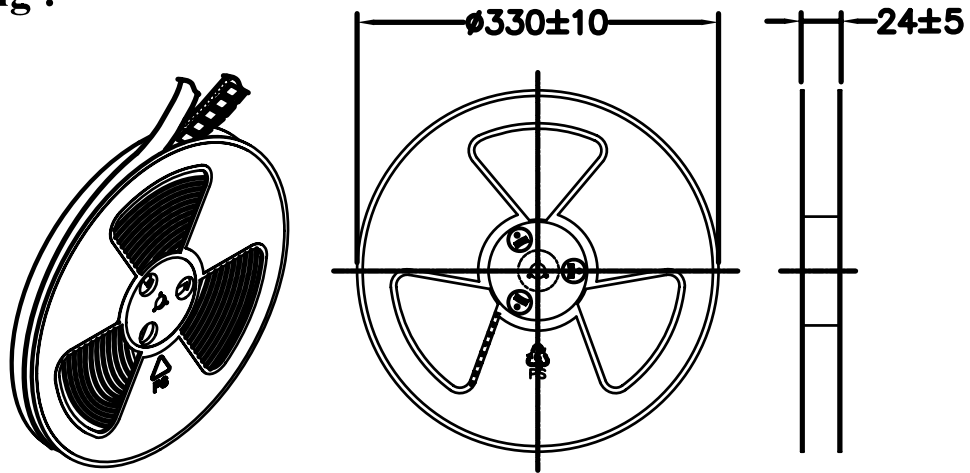
##### 4.2 Hand Soldering

Soldering iron temperature 350°C less than 5 second.

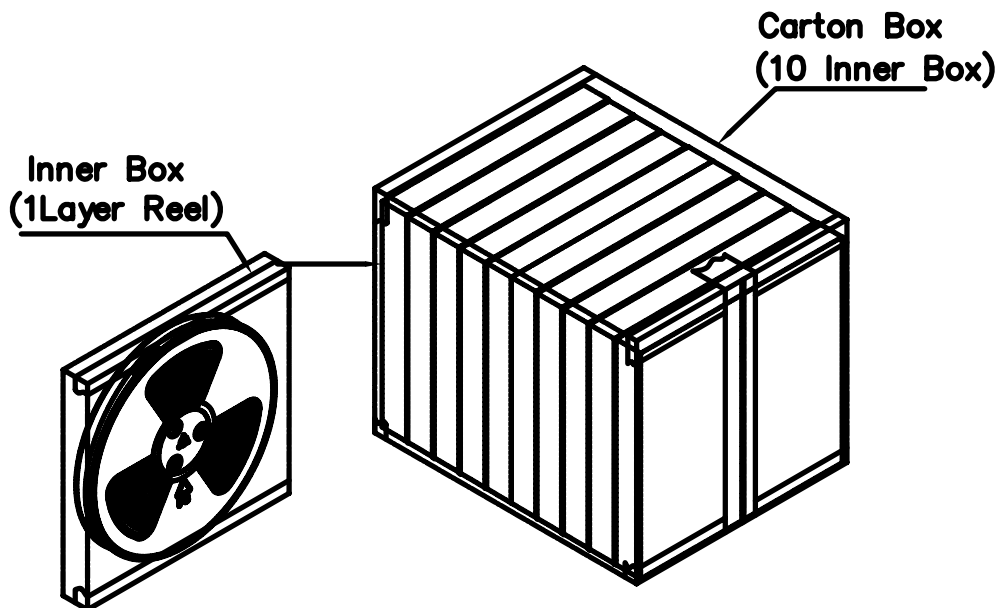
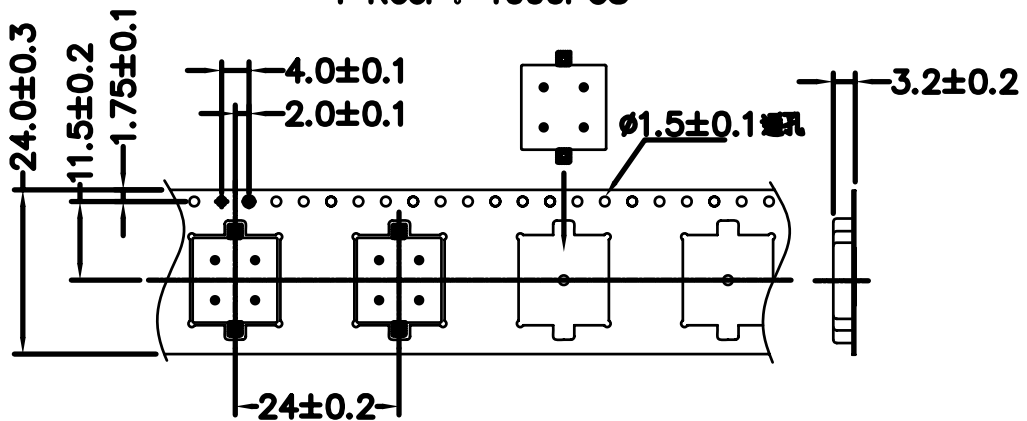
## 5. Reliability test :

NO.	Items	Test Conditions	Evaluation Criteria
5.1	High Temp. Storage	After being placed in a chamber with $80\pm 2^{\circ}\text{C}$ for 96 hours and then being placed in normal condition for 2 hours. Allowable variation of SPL after test: $\pm 10\text{dB}$ .	
5.2	Low Temp. Storage	After being Placed in a chamber with $-30\pm 2^{\circ}\text{C}$ for 96 hours and then being placed in normal condition for 2 hours. Allowable variation of SPL after test: $\pm 10\text{dB}$ .	
5.3	Humidity Test	After being Placed in a chamber with 90–95% R.H. at $40\pm 2^{\circ}\text{C}$ for 96 hours and then being placed in normal condition for 2 hours. Allowable variation of SPL after test: $\pm 10\text{dB}$ .	
5.4	Thermal Shock	<p>The part shall be subjected to 5 cycles. One cycle shall be consist of :</p>  <p style="text-align: center;">Allowable variation of SPL after test: <math>\pm 10\text{dB}</math>.</p>	
5.5	Drop test	Drop on a hard wood board of 4cm thick, any directions ,6 times,at the height of 75cm . Allowable variation of SPL after test: $\pm 10\text{dB}$ .	
5.6	Vibration	After being applied vibration of amplitude of 1.5mm with 10 to 55 Hz band of vibration frequency to each of 3 perpendicular directions for 2 hours . Allowable variation of SPL after test: $\pm 10\text{dB}$ .	
5.7	Solderability	Lead terminals are immersed in rosin for 5 seconds and then immersed in solder bath of $+300\pm 5^{\circ}\text{C}$ for $3\pm 1$ seconds.90% min. lead terminals shall be wet with solder (Except the edge of terminals).	
5.8	Pin Strength Pulling	The force of 9.8N(1.0kg) is applied to each terminal in axial direction for 10 seconds. No visible damage and cutting off.	

**6、Packing :**



1 Reel : 1000PCS



Inner Box	330*330*30mm	1*1000PCS=1000PCS
Carton Box	350*350*370mm	10*1000PCS=10,000PCS